

EXCELLENCE IN IMMEDIACY

Straumann® BLX
Confidence beyond Immediacy.



A next generation solution for confidence beyond immediacy.

Straumann® BLX has been designed for immediacy, and is also suitable for all other treatment protocols, ranging from immediate to conventional placement and loading, to suit the dentist's preference.

Straumann® BLX has been developed to improve the predictability and utilization of immediacy as an option for every-day applications. It instills confidence in and for dentists through the combination of legacy, experience and innovation. Straumann® BLX is the culmination of Swiss premium quality, precision and pioneering innovation backed by one of the largest global scientific networks, the ITI.

Straumann® BLX System lets you develop and capitalize on new business opportunities by addressing increasing patient demand for shorter treatment times.

“For immediate protocols I want products that provide me with peace of mind in demanding clinical situations. Straumann® BLX Implants with Roxolid® and SLActive® give me that confidence.”

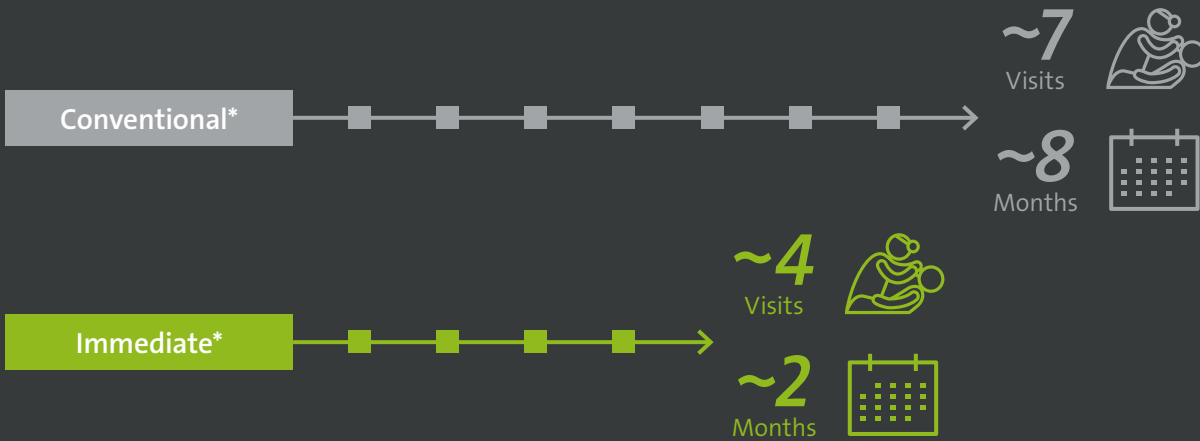
BLX is exciting because it extends the treatment options we can offer with Straumann® products. It's a new era of implant treatment.”

Dr. Eirik Salvesen
Stavanger, Norway



IMMEDIATE PROTOCOLS:

- Immediate procedures are clinically well documented
- High survival rates, comparable to conventional protocols¹



FOR THE PATIENT THIS MEANS:

- Fewer dentist visits
- Shorter treatment cycle

FOR THE CLINICIAN THIS MEANS:

- Develop and capitalize on new business opportunities by addressing increasing patient demand
- Shorter treatment times

*Example scenario



Efficient workflow protocol that leads to shorter treatment cycles for the patient.

Straumann® BLX

Confidence beyond Immediacy.

BLX unifies progressive functional design with our high-performance Roxolid® material and the clinically proven SLActive® surface to provide you with confidence for all clinical situations. Innovations like the VeloDrill™ system, Dynamic Bone Management and Esthetic Ease Concept are designed to significantly improve surgical and restorative workflows.

TorcFit™ Connection

Hybrid internal conical connection with high flexibility and strength.

Esthetic Ease Concept

Simplified but versatile portfolio, featuring one connection and under-contoured prosthetics to deliver esthetics with ease.



Straumann® CARES®

Digital Solutions

- Fully digitally integrated workflows and seamless connectivity

Roxolid®

Reducing invasiveness with smaller implants

- Preserves vital structures and vascularization^{2,3}
- Reduces invasive grafting procedures^{2,3}
- Increases treatment options in challenging anatomical situations and narrow interdental spaces^{3,4}

Straumann® VeloDrill™ system

Significantly shortens oral surgery chair time by simplifying the drill protocol. Minimizes heat generation and avoids overheating surrounding tissues and delivers high drilling stability.

| Ø 3.75 mm for all indications

Slim core and fully tapered implant design enabling bone-preserving protocols with a Ø 3.75 mm implant cleared for all indications.

| Dynamic Bone Management

The intelligent implant concept allows for Straumann Dynamic Bone Management and is designed for immediate protocols in all bone types.

| SLActive®

Designed to maximize treatment success and predictability

- Reduce healing time to 3–4 weeks^{5, 6}
- Deliver high long-term predictability in immediate loading⁷
- Provide outstanding success rates in compromised patients^{8, 9, 10, 11}
- Promote bone regeneration, even at compromised sites^{12, 13, 14, 15}

Controlled bone management
in all surgical situations.



The intelligent implant concept allows for Straumann Dynamic Bone Management and is designed for immediate protocols in all bone types.



Dynamic Bone Management.

- The unique “Cut, Collect, Condense”-properties redistribute native bone along the implant leading to high bone-to-implant contact
- Bi-directional cutting elements enable control over insertion torque to achieve optimal primary stability in all bone types
- Reduced implant neck designed for stress-free crestal bone
- Straumann® VeloDrill™ system significantly shortens oral surgery chair time with fewer drilling steps and minimizes heat generation





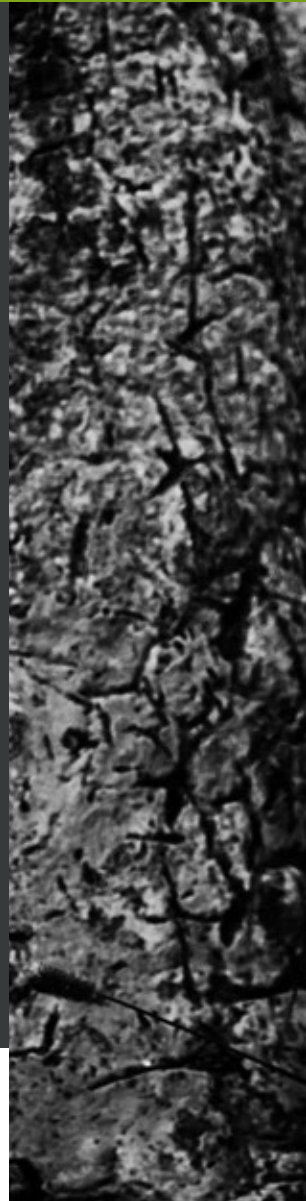
Esthetic Ease Concept.




Simplified but versatile portfolio, featuring one connection and under-contoured prosthetics to deliver esthetics with ease.

SIMPLICITY MEETS VERSATILITY

- Streamlines workflows with one prosthetic line for all implant diameters
- Straight forward soft tissue conditioning
- Matching healing, temporary and final abutments
- Slim emergence profiles for higher esthetics.



ONE CONNECTION





Real Confidence.

Swiss precision and quality with Roxolid® material and SLActive® surface – technologies backed by long-term scientific evidence.



DESIGNED FOR PREDICTABLE RESULTS YOU CAN TRUST.

- Proven technologies, Roxolid® material and SLActive® surface
- Scientific backing and educational network
- Swiss precision engineering and quality
- Fully digitally integrated workflows
- Complete range of biomaterials

Innovations in design, technology, materials, software, processes and protocols open up new opportunities. That's why Straumann® relentlessly strives for excellence in immediacy and total confidence in the outcome – for dentist and patients alike.

Immediacy from the
confidence brand.



Contact your local Straumann representative now or visit:
www.confidence-in-you.com

Straumann® BLX for confidence beyond immediacy.

- The winning combination of innovative design and surface technology with high-performance material
- Combines strength, healing power and primary stability
- Flexible and simplified workflows

REFERENCES

1 Moraschini V, et al. Immediate versus conventional loaded single implants in the posterior mandible: a meta-analysis of randomized controlled trials. *Int J Oral Maxillofac Surg* 2016 Jan;45(1):85-92. Literature Review, full list available. 2 Ioannidis A, Gallucci GO, Jung RE, Borzangy S, Hämmerle CH, Benic GI. Titanium-zirconium narrow-diameter versus titanium regular diameter implants for anterior and premolar single crowns: 3-year results of a randomized controlled clinical study. *J Clin Periodontol*. 2015 Nov;42(11):1060-70. doi: 10.1111/jcpe.12468. Epub 2015 Nov 14. 3 Al-Nawas B, Domagala P, Fragola G, Freiburger P, Ortiz-Vigón A, Rousseau P, Tondela J. A Prospective Noninterventional Study to Evaluate Survival and Success of Reduced Diameter Implants Made From Titanium-Zirconium Alloy. *J Oral Implantol*. 2015 Aug;41(4):e118-25. doi: 10.1563/AAID-JOI-D-13-00149. Epub 2014 Mar 25. 4 Altuna P, Lucas-Taulé E, Gargallo-Albiol J, Figueras-Álvarez O, Hernández-Alfaro F, Nart J. Clinical evidence on titanium-zirconium dental implants: a systematic review and meta-analysis. *Int J Oral Maxillofac Surg*. 2016 Jul;45(7):842-50. doi: 10.1016/j.ijom.2016.01.004. Epub 2016 Feb 3. 5 Lang NP, Salvi GE, Huynh-Ba G, Ivanovski S, Donos N, Bosshardt DD. Early osseointegration to hydrophilic and hydrophobic implant surfaces in humans. *Clin Oral Implants Res*. 2011 Apr;22(4):349-56. doi:10.1111/j.1600-0501.2011.02172.x 6 Oates TW, Valderrama P, Bischof M, Nedir R, Jones A, Simpson J, Toutenburg H, Cochran DL. Enhanced implant stability with a chemically modified SLA surface: a randomized pilot study. *Int J Oral Maxillofac Implants*. 2007 Sep-Oct;22(5):755-60 7 Nicolau P, Guerra F, Reis R, Krafft T, Benz K, Jackowski J. 10-year outcomes with immediate and early-loaded implants with a chemically modified SLA surface. *Quintessence Int*. (article in press). 8 Nelson, K., Stricker, A., Raguse, J.-D. Nahles, S. (2016), Rehabilitation of irradiated patients with chemically modified and conventional SLA implants: a clinical clarification. *J Oral Rehabil*, 43: 871–872. doi:10.1111/joor.12434. 9 Heberer S, Kilic S, Hossamo J, Raguse J-D, Nelson K. Rehabilitation of irradiated patients with modified and conventional sandblasted, acid-etched implants: preliminary results of a split-mouth study. *Clin. Oral Impl. Res.* 22, 2011; 546–551. 10 Cabrera-Domínguez J, Castellanos-Cosano L, Torres-Lagares D, Machuca-Portillo G. A Prospective Case-Control Clinical Study of Titanium-Zirconium Alloy Implants with a Hydrophilic Surface in Patients with Type 2 Diabetes Mellitus. *Int J Oral Maxillofac Implants*. 2017 Sep/Oct;32(5):1135-1144. doi: 10.11607/jomi.5577; 11 Cabrera-Domínguez J. A prospective, two-year clinical trial of titanium-zirconium alloy implants (Roxolid® Straumann®) with hydrophilic surface (SLActive®) in patients with Type 2 Diabetes Mellitus. presented during 26th Annual Scientific Meeting of the European Association of Osseointegration – 5-7 Oct 2017, Madrid, Spain 12 Kuchler U, Chappuis V, Bornstein mm, Siewczyk M, Gruber R, Maestre L, Buser D. Development of Implant Stability Quotient values of implants placed with simultaneous sinus floor elevation – results of a prospective study with 109 implants. *Clin. Oral Impl. Res.* 28, 2017, 109–115 13 Schwarz, F., et al., Bone regeneration in dehiscence-type defects at chemically modified (SLActive®) and conventional SLA® titanium implants: a pilot study in dogs. *J Clin.Periodontol*. 34.1 (2007): 78–86 14 Schwarz, F., et al., Bone regeneration in dehiscence-type defects at non-submerged and submerged chemically modified (SLActive®) and conventional SLA titanium implants: an immunohistochemical study in dogs. *J Clin.Periodontol*. 35.1 (2008): 64–75. 15 El Chaar E, Zhang L, Zhou Y, et al. (Superior) osseointegration of superhydrophilic implants placed in defect grafted bones. *Int J Oral Maxillofac Implants* 2018. (article in press).



International Headquarters

Institut Straumann AG
Peter Merian-Weg 12
CH-4002 Basel, Switzerland
Phone +41 (0)61 965 11 11
Fax +41 (0)61 965 11 01
www.straumann.com